

## TECHNICAL DATA SHEET

# KOMPOZIT NEO

INTERIOR / EXTERIOR  
ACRYLIC SATIN  
2303 SERIES

Kompozit NEO Interior / Exterior Satin is an Acrylic finish that provides exceptional value to professionals and homeowners alike. It applies smoothly and provides very good coverage. Kompozit NEO is ideally suited for a variety of commercial and residential interior surfaces as well as exterior maintenance applications where conventional durability is desired. Kompozit NEO contains an anti-microbial additive which prevents the growth of mold, mildew, algae, and other organisms on the paint surface. The attractive satin finish repels dirt, is easy to clean, and is an ideal choice for a wide variety of surfaces and rooms. Kompozit NEO is available in white and light to medium custom colors. Kompozit NEO is a Low VOC coating and contains no ethylene glycol, crystalline silica, lead, or mercury.

### SURFACE PREPARATION

Ensure that all surfaces are clean prior to painting. Dust, chalk, oil, grease, wax, polish, mold and mildew stains, loose and peeling paint, rust, and all other foreign materials must be removed.

**New Drywall:** Sand all drywall surfaces until smooth. Remove any remaining drywall dust. Allow all drywall compounds to dry completely before coating. Prime with latex primer/sealer.

**New Plaster:** Dry and cure new plaster for at least 30 days prior to painting. Sand smooth. If plaster is soft, porous, or powdery, use mixture of one part vinegar and one part water to neutralize/harden surface. Rinse with water and allow to dry completely. Prime with latex primer/sealer.

**New Wood:** Sand wood surfaces thoroughly to remove mill glaze. Patch holes and imperfections with wood filler, let dry completely and sand. Use a wiping cloth to remove all dust. Use a 100% acrylic, siliconized paintable caulking to fill gaps. Allow to completely dry prior to priming and painting. Prime with latex or alkyd primer. Some new wood may require coating with a Tannin fighting stain-blocking primer.

**Weathered Wood:** Strip all loose wood fibers and coatings. Remove mold, mildew, algae and fungus stains. Prime with latex or alkyd primer.

**Pressure Treated Wood:** Warning! Sanding or scraping pressure treated lumber may be hazardous. Always wear protective clothing and gear, including gloves and goggles.

**Previously Painted Surfaces:** Remove all loose and peeling paint and any foreign materials. Scrub the surface with a solution of detergent and water to remove any dirt or grease. Rinse the solution off thoroughly. Use appropriate spackling to set nails and to fill holes, scratches and gouges. Allow to completely dry and sand until smooth. Prime with latex primer.

**All Glossy Surfaces:** Sand surfaces thoroughly prior to priming and painting. Prime with latex primer.

**Stainblocking:** Prime with stainblocking primer, then test for bleed-through by applying the topcoat to a small area. If the stain bleeds through the topcoat, apply a second coat of primer and re-test before applying top coat to the entire area. Allow product to dry for a longer period of time prior to adding the top coat if bleeding continues.

**Masonry:** Cure the surface for at least 30 days and check pH to ensure 10.0 or less prior to painting. Test to see if smooth masonry requires a profile to ensure paint adhesion. Create a profile for all other smooth trowel concrete using a muriatic acid etcher, mechanical means or another effective method. Remove all debris prior to priming or painting. Prime with acrylic primer/sealer.

**Vinyl Siding, Architectural Plastics:** Remove all loose and peeling paint, dust, chalk, mold and mildew stains and any foreign materials. Scrub the surface with a solution of detergent and water to remove any dirt or grease. Rinse the solution off thoroughly. Caution: Select a paint color similar or lighter than the vinyl siding's original color. A darker color paint will absorb more heat, potentially warping the siding.

### KOMPOZIT LIMITED WARRANTY

Kompozit LLC guarantees satisfaction when applied to a properly prepared surface in accordance with the instructions on this document. If not satisfied, contact Kompozit LLC to discuss available remedies. Warranty does not apply to any defect or damage resulting from improper surface preparation or application, structural defects or failure of a previous paint. This warranty is made to the original paint purchaser and is not transferable. Labor or any associated labor costs and any indirect, special, incidental, or consequential damages are excluded from this warranty. Some states do not allow the exclusion or limitation of the incidental or consequential damages, so the above limitation or exclusion may not apply to you. This warranty gives you specific legal rights, and you may also have other rights which vary from state to state.

[www.kompozitusa.com](http://www.kompozitusa.com)

1033 SW 30th Ave  
Deerfield Beach, FL 33442  
Tel: (954) 531-0983

Made in U.S.A.

- **Exceptional Value**
- **Easy application**
- **Quick dry & recoat**
- **Low VOC**
- **Contains Anti-Microbial additive**
- **Available in Light to Medium colors**

**SATIN FINISH** Rich, mid-sheen finish ideal for higher traffic areas. Use on walls, doors, trim, properly prepared drywall, plaster, masonry, brick, wood, and metal.

### PRODUCT VALUES:




Vehicle Type: Acrylic  
Viscosity: 100-105 Krebs Units  
Sheen: 18-23 Units 60° angle  
Flash point: N/A  
Volume Solids: 41%  
Weight Solids: 52%  
Weight Per Gallon: 10.5 lbs/gal  
Clean-up Solvent: Soap & water  
VOC: Less than 5 g/L  
Recommended Film Thickness:  
4.0 mil Wet, 1.6 mil Dry

Recommended application temperature: from 50°F-90°F  
Practical Coverage:  
Covers approximately 300-400 ft<sup>2</sup> per gallon (27-37 m<sup>2</sup> per 3.78 L) depending on surface porosity  
Do not thin.  
Dry Time: @ 77° F:  
To the touch: 1 hour  
Recoat: 2-4 hours  
Colors: Light to Medium  
Shelf Life: Over 1 year

**Oil Films:** Removing oil films is especially important on new or non-ferrous metals. Scrub the surface with a mixture of water and detergent. Rinse thoroughly. Prime with appropriate latex primer.

**Ferrous Metals:** Use sandpaper, steel wool, abrasive blasting or other abrading methods to remove all rust and mill scale. Prime with a rust-inhibiting primer the same day cleaned to prevent rust.

### APPLICATION

 **Brush**  **Roller:** 3/8" or larger  **Airless Spray Pressure:** .015" - .019" tip 1500 - 2000 psi

Mix thoroughly before use. Do not thin. May be applied by brush (synthetic), roller (3/8" or larger nap) or spray. Use tip size .015" - .019" and pressure range of 1500 - 2000 psi for airless spray application. Adjust pressure as necessary. If using more than one container of the same color, intermix the containers to ensure uniform color. Cover new and uncoated surfaces with a minimum of two coats. To ensure optimal appearance and hide, additional coat(s) may be required to make color changes including painting dark colors or covering rough surfaces. Determine air, surface and dew point prior to painting. Do not apply when temperatures are below 35°F or when temperatures could drop below 35°F within 48 hours of application. Do not apply if rain or snow is expected within 48 hours. Temperature must be 50°F or higher on large expanses of metal being painted. Check any accompanying primer temperature requirements prior to applying.

**CAUTIONS / LIMITATIONS:** Do not allow paint to freeze. Not for use on floors. Recommended application for temperatures from 35°F - 90°F to ensure proper drying and film formation. Avoid heavy traffic for 24 hours after painting. Do not wash or clean for four weeks to ensure full cure. One year shelf life when unopened.

**CLEAN-UP / DISPOSAL:** Clean paint, associated equipment and skin with warm, soapy water. Keep container closed when not in use. Use original container for storage and disposal. Absorb spills with inert material such as sand or kitty litter. Check and abide by local, state and federal regulations on container and paint disposal.

**WARNING!** This product can cause irritation to the skin and eyes. Always wear protective clothing and gear including gloves, goggles and a face mask. Do not eat, drink or smoke while using this product. Harmful if swallowed. Remove contaminated clothing and wash prior to reusing. Wash hands well after handling. Check and abide by local, state and federal regulations on paint and associated waste disposal.

**FIRST AID:** Eyes: Use water to gently rinse for several minutes. Remove contacts if necessary and possible. Seek medical attention if irritation persists. Skin: Use soap and water to clean. Swallowed: Rinse mouth and seek medical attention if necessary.

The data on this sheet represent typical values. Since application variables are a major factor in product performance, this information should serve only as a general guide. Kompozit Paints assumes no obligation or liability for use of this information. UNLESS KOMPOZIT LLC AGREES OTHERWISE IN WRITING, KOMPOZIT LLC MAKES NO WARRANTIES, EXPRESS OR IMPLIED, AND DISCLAIMS ALL IMPLIED WARRANTIES INCLUDING WARRANTIES OF MERCHANTABILITY OR FITNESS FOR A PARTICULAR USE OR FREEDOM FROM PATENT INFRINGEMENT. KOMPOZIT LLC WILL NOT BE LIABLE FOR ANY SPECIAL, INCIDENTAL OR CONSEQUENTIAL DAMAGES. Your only remedy for any defect in this product is the replacement of the defective product, or a refund of its purchase price, at our option.